



MONITOR SOLUTIONS

2009

chiefmfg.com

CHIEF MOUNTING SOLUTIONS

FEATURES



ADVANCED DISPLAY MOUNTING

Key hole pattern makes mounting the screen quick and easy. VESA® compatible with 75 x 75 mm, and 100 x 100 mm mounting patterns.




CENTRIS™ TECHNOLOGY

PATENTED FEATURE

Provides smooth fingertip tilt in all directions using the screen's center of gravity. Screen angle stays set until you decide to re-adjust.

WALL MOUNTS



MULTI-MONITOR

KWW110



KWG110

KWB110

KWG220

13.25" HEIGHT-ADJUSTABLE WALL MOUNTS

Model	Mounting Arms	Connection Type*	Max Extension	Depth in Closed Position	Weight Capacity	Color
KWW110	Single	Wood Stud, Brick, Concrete	330 mm (13")	56 mm (2.2")	11.3 kg (25 lbs)	■ ■
KWG110	Dual	Wood Stud, Brick, Concrete	1495 mm (19.5")	56 mm (2.2")	11.3 kg (25 lbs)	■ ■
KWB110	Triple	Wood Stud, Brick, Concrete	660 mm (26")	56 mm (2.2")	11.3 kg (25 lbs)	■ ■
KWG220	Multi-Dual	Wood Stud, Brick, Concrete	610 mm (24")	163 mm (6.4")	4.3 kg each (9.5 lbs each)	■ ■



MULTI-MONITOR

KWP110

KWS110

KWD110

KWD130

KWD220

KWD320

PIVOT & SWING WALL MOUNTS

Model	Mounting Arms	Connection Type*	Max Extension	Depth in Closed Position	Weight Capacity	Color
KWP110	Pivot/Tilt	Wood Stud, Brick, Concrete	—	74 mm (2.9")	18.14 kg (40 lbs)	■ ■
KWS110	Single	Wood Stud, Brick, Concrete	2.39 mm (9.4")	56 mm (2.2")	18.14 kg (40 lbs)	■ ■
KWD110	Dual	Wood Stud, Brick, Concrete	404 mm (15.9")	56 mm (2.2")	18.14 kg (40 lbs)	■ ■
KWD130	Dual	Wood Stud, Brick, Concrete	472 mm (18.6")	130 mm (5.1")	13.6 kg (30 lbs)	■ ■
KWD220	Multi-Dual	Wood Stud, Brick, Concrete	472 mm (18.6")	150 mm (5.9")	7.5 kg each (16.5 lbs each)	■ ■
KWD320	Multi-Dual	Wood Stud, Brick, Concrete	508 mm (20")	163 mm (6.4")	7.5 kg each (16.5 lbs each)	■ ■

* OFB interface brackets also work as a connection type. For more information on OFB brackets call customer service.



CABLE MANAGEMENT
Easily route cables through predefined pathway inside arms.



FINGERTIP HEIGHT ADJUSTMENT
Adjust viewing height up to 13.25" (337 mm). Optimize height adjustment for any display with customizable tension.

DESK & POLE MOUNTS



MULTI-MONITOR

KCG110

KCB110

KCY220

KCS110

KCD110

13.25" HEIGHT-ADJUSTABLE WALL MOUNTS

PIVOT & SWING DESK MOUNTS

Model	Mounting Arms	Connection Type	Max Extension	Depth in Closed Position	Weight Capacity	Color
KCG110	Dual	Desk**	508 mm (20")	56 mm (2.2")	11.3 kg (25 lbs)	■ ■
KCB110	Triple	Desk**	670 mm (26.4")	56 mm (2.2")	11.3 kg (25 lbs)	■ ■
KCY220	Multi-Dual	Desk**	508 mm (20")	56 mm (2.2")	9 kg each (20 lbs each)	■ ■
KCS110	Single	Desk**	251 mm (9.9")	56 mm (2.2")	18.14 kg (40 lbs)	■ ■
KCD110	Dual	Desk**	416 mm (16.4")	56 mm (2.2")	18.14 kg (40 lbs)	■ ■



KPV110

KPG110

KPP110

KPS110

KPD110

13.25" HEIGHT-ADJUSTABLE POLE MOUNTS

PIVOT & SWING POLE MOUNTS

Model	Mounting Arms	Connection Type	Max Extension	Depth in Closed Position	Weight Capacity	Color
KPV110	Single	Pole, 1.5-2" O.D.*	330 mm (13")	56 mm (2.2")	11.3 kg (25 lbs)	■ ■
KPG110	Dual	Pole, 1.5-2" O.D.*	495 mm (19.5")	56 mm (2.2")	11.3 kg (25 lbs)	■ ■
KPP110	Pivot/Tilt	Pole	—	56 mm (2.2")	18.14 kg (40 lbs)	■ ■
KPS110	Single	Pole, 1.5-2" O.D.*	241 mm (9.5")	56 mm (2.2")	18.14 kg (40 lbs)	■ ■
KPD110	Dual	Pole, 1.5-2" O.D.*	406 mm (16")	56 mm (2.2")	18.14 kg (40 lbs)	■ ■

** Universal desk connection - grommet, bolt through and clamp
Note: Indicate color by adding a B or S to the end of the part number

CHIEF MOUNTING SOLUTIONS



INDEPENDENT ADJUSTMENT
Position each screen separately for ergonomic, horizontal alignment.



STABLE BASE
Heavy-duty, solid steel base and oversized pole for unmatched stability.

MULTI-MONITOR TABLE STANDS & ARRAYS



TABLE STAND ARRAYS							
Model	Mounting Arms	Connection Type	Depth in Closed Position	Weight Capacity	Max Screen Width	Max Screen Height	Color
KTP220	Pivot/Tilt	Table Stand	152 mm (6")	15.8 kg each (35 lbs each)	576 mm (22.7")	660 mm (26")	■ ■
KTP225	Pivot/Tilt	Table Stand	152 mm (6")	15.8 kg each (35 lbs each)	762 mm (30")	660 mm (26")	■ ■
KTP230	Pivot/Tilt	Table Stand	152 mm (6")	15.8 kg each (35 lbs each)	—	490 mm (19.3")	■ ■
KTP320	Pivot/Tilt	Table Stand	152 mm (6")	13.6 kg each (30 lbs each)	457 mm (18")	660 mm (26")	■ ■
KTP440	Pivot/Tilt	Table Stand	152 mm (6")	9 kg each (20 lbs each)	576 mm (22.7")	457 mm (18")	■ ■
KTP445	Pivot/Tilt	Table Stand	152 mm (6")	9 kg each (20 lbs each)	762 mm (30")	457 mm (18")	■ ■



GROMMET ARRAYS							
Model	Mounting Arms	Connection Type	Depth in Closed Position	Weight Capacity	Max Screen Width	Max Screen Height	Color
KTG220	Pivot/Tilt	Grommet	152 mm (6")	15.8 kg each (35 lbs each)	576 mm (22.7")	711 mm (28")	■ ■
KTG225	Pivot/Tilt	Grommet	152 mm (6")	15.8 kg each (35 lbs each)	762 mm (30")	711 mm (28")	■ ■
KTG230	Pivot/Tilt	Grommet	152 mm (6")	15.8 kg each (35 lbs each)	—	490 mm (19.3")	■ ■
KTG320	Pivot/Tilt	Grommet	152 mm (6")	13.6 kg each (30 lbs each)	457 mm (18")	711 mm (28")	■ ■
KTG330	Pivot/Tilt	Grommet	152 mm (6")	9 kg each (20 lbs each)	457 mm (18")	470 mm (18.5")	■ ■
KTG440	Pivot/Tilt	Grommet	152 mm (6")	13.6 kg each (30 lbs each)	576 mm (22.7")	470 mm (18.5")	■ ■
KTG445	Pivot/Tilt	Grommet	152 mm (6")	13.6 kg each (30 lbs each)	762 mm (30")	470 mm (18.5")	■ ■

ACCESSORIES

ADAPTERS

KSA1001™ Wall Mount Adapter

- Easily switches any K-series desk or pole mount to a wall mount
- Hides all wall hardware



KSA1002™ Desk Mount Adapter


- Easily switches any K-series wall or pole mount to a desk mount
- Easy Installation - top down clamp adjustment with grommet mounting option



ADDITIONAL ARMS

KSA1003™ Extension Arm

- Add an additional arm for more extension
- A maximum of 3 arms can be used (reduces weight capacity to 25 lbs / 11.3 kg)



KSA1004™ Height Adjustable Extension Arm

- Add 13" (330 mm) of height adjustment and additional extension to any non-height adjustable arms
 - A maximum of 3 arms can be used (maximum 1 height-adjustable arm)
- Weight Capacity: 25 lbs (11.3 kg)



KSA1011™ Y-connector for Multi-Monitor Swing Arms

- Add to any swing arm mount for a dual monitor extension arm system
- Must order additional extension arms separately



PERIPHERAL ACCESSORIES

KSA1013™ Laptop Tray Accessory (shown with KGL220™)

- Holds standard laptops
- Can be used with any swing arm product
- Weight Capacity: 15 lbs (6.8 kg)
- Max. Width Adjustment: 10.75 - 16.75" (273 - 425 mm)



PERIPHERAL ACCESSORIES

KSA1021™ Keyboard Tray Accessory

- Compatible with Height Adjustable Arms only
- Maximum keyboard depth: 8" (203 mm)



HEAD ASSEMBLIES


KSA1006™ Extreme Tilt Adapter (shown with KCE110™)

- Add to any swing arm to get -25/+90° of tilt
- Weight Capacity: 25 lbs (11.3 kg)



KSA1007™ Centris™ Quick Release Interface

- Allows quick and easy monitor release from all Centris mounts
- Must order FSB4XXX interface bracket separately (FSB4100 for VESA 75/100 monitors)



KSA1014™ Centris™ Pitch Adapter


- Gravity-centered tilt self-adjusts to secure monitor weight
- Compatible with screens having 75 and 100 mm mounting patterns



SECURITY

KSA1005™ Pivot/Swing Security Hardware Kit

- Tamper proof screws for all exposed hardware
- Compatible with all non-height adjustable swing arm mounts (maximum of 2 arms)



KSA1009™ Height Adjustable Security Hardware Kit

- Tamper proof screws for all exposed hardware
- Compatible with all height adjustable swing arm mounts (maximum of 2 arms)



MULTIPLE MONITOR ACCESSORIES

Common Installations



3x3 array stand



custom multi-monitor configurations

KMA220™ Dual Monitor Swing Arm Accessory

- View two screens (up to 22.7" / 577 mm wide) side-by-side on any swing arm product
- Reduces weight capacity of mount by 7 lbs (3.2 kg)



KMA320™ Triple Monitor Swing Arm Accessory

- View three screens (up to 18" / 457 mm wide) side-by-side on any swing arm product
- Reduces weight capacity of mount by 10 lbs (4.5 kg)



KTA1000™ Grommet Connection Adapter

- Bolt down grommet plate for multi-monitor systems or pole mount swing arms under the desk surface
- Use with other KTA accessories for a customized solution



KTA1001™ Array Connector

- Provides a connection between two array components for multiple monitor installations
- Use with KTP, KTG or other KTA products for a customized solution



KTA1002™ Free-Standing Base

- Free-standing base for multi-monitor products
- Use with other KTA accessories for a customized solution



KTA1003™ Array Dual Pole Clamp

- Clamp allows you to attach additional pole to an existing KTP, KTG or KTA accessory
- Use with other KTA accessories for a customized solution



KTA1004™ Desk Clamp Accessory

- Desk clamp for multi-monitor systems or pole mount swing arms
- Desk thickness 0-3.25" (0-83 mm)
- Use with other KTA accessories for a customized solution



KTA1005™ Turn-Tite™ Array Centris™ Head Accessory

- Add an additional screen to an existing KTP, KTG or KTA product
- Use with other KTA accessories for a customized solution

KTA10XX™ Extension Columns

- Provides different height options for customized multiple monitor solutions
- KTA1014 (14" / 356 mm)
- KTA1028 (28" / 711 mm)
- KTA1036 (36" / 914 mm)
- KTA1042 (42" / 106.7 cm)



CHIEF MANUFACTURING

USA/International

Chief Mounts Canada

Milestone Europe B.V.

Milestone AV Technologies Ltd

- A DIVISION OF MILESTONE AV TECHNOLOGIES
- www.chiefmfg.com
- P 800.582.6480/952.894.6280
- F 877.894.6918/952.894.6918
- chief@chiefmfg.com
- p 877.345.4329
- F 888.377.5314
- info@chiefmounts.ca
- p +31 40 23 24 700
- F +31 40 23 24 710
- europe.chief@milestone.com
- P 852.2145.4099
- F 852.2145.4477
- asia.chief@milestone.com

©2008 Milestone AV Technologies, a Duchossois Group Company. 800236A 11/08. Chief is a registered trademark of Milestone. All other brand names or marks are used for identification purposes and are trademarks of their respective owners. All patents are protected under existing designations. Other patents pending.

